



FY 2024 Proposed Budget And Property Tax Rate

July 31, 2023

Agenda

- 3rd Quarter Financial Report
- FY 2024 Proposed Budget
 - Certified Values
 - FY 2024 Proposed Tax Rate
 - Council Budget Requests



FY 2023

3rd Quarter Financial Report



Agenda

- Summary
- Look-ahead
- Revenues
- Expenditures
- Pay-For-Futures Fund
- Recommendation

General Fund Revenue Summary

- Overall revenue is up 5.9%, or \$26.2 million, compared to same time last year, primarily driven by:
 - City sales tax collection revenue is up 4.8%, or \$4.5 million
 - Franchise fee revenue is up 13.6%, or \$5.5 million
 - Investment earning revenue is up 841.7%, or \$2.4 million
 - Licenses and permits revenue is up only 0.7%, or \$74,673
 - Residential/commercial building permits are down 10%, or \$319,082
 - Electrical permits are up by 17.5%, or \$373,167

General Fund Expense Summary

- Overall expenditures are up 4.0%, or \$14 million compared to same time last year, primarily driven by:
 - Salaries, benefits, and taxes are up 7.5%, or \$18.6 million
 - Contractual services are up 29.1%, or \$7.4 million
 - Information Technology contracts up \$2.8 million
 - City Clerk election costs up \$1.2 million
 - Police and Fire contractual costs up \$2.0 million

General Fund Expense Summary

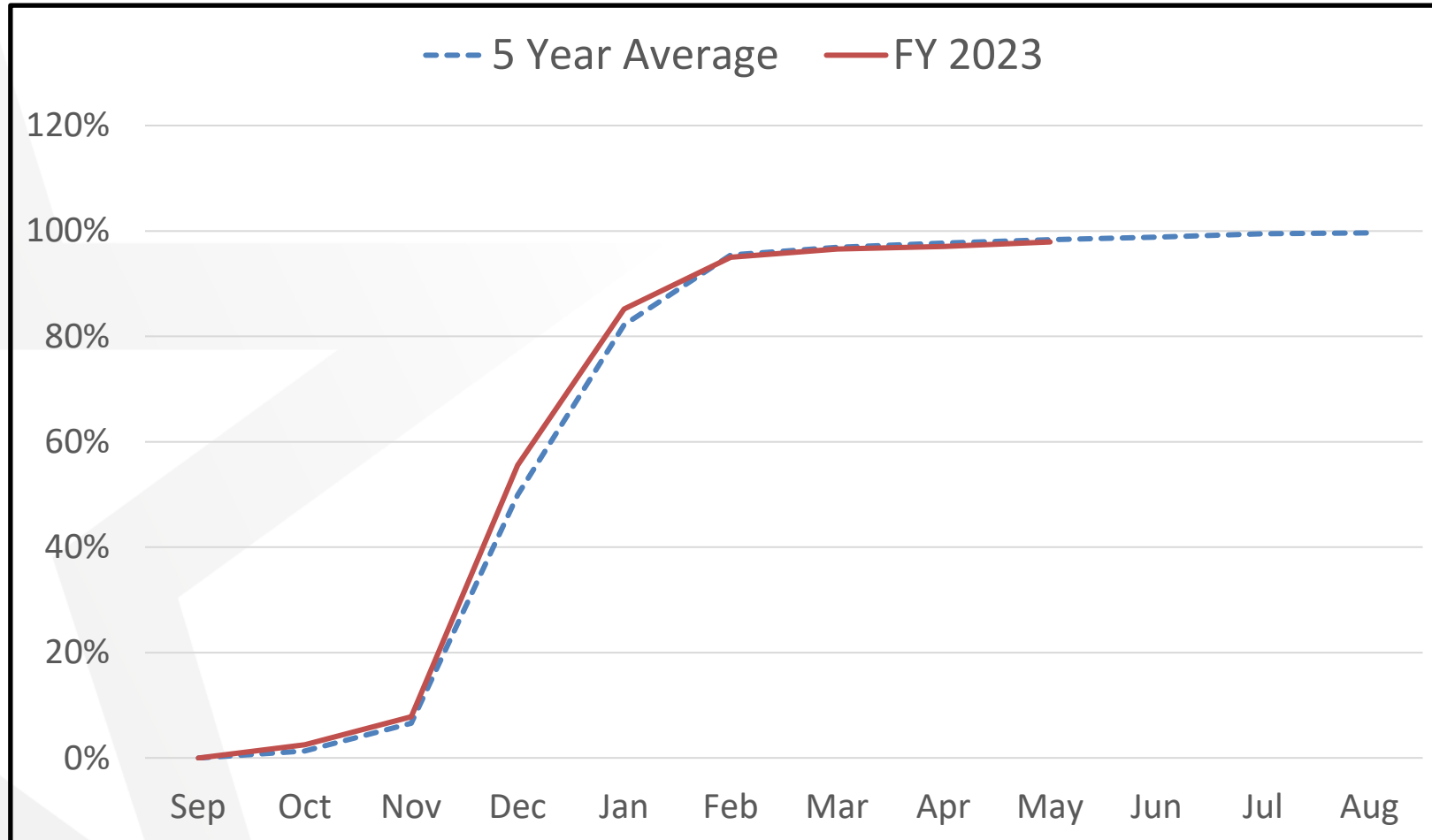
- Materials and supplies is up 38.7%, or \$2.7 million
 - Fuel (unleaded) is up 11.1%, or \$323,847
 - Streets maintenance and repair supplies up 69.9%, or \$1.1 million
 - Library publications, land maintenance supplies, vehicle maintenance supplies, and safety gear is up 55.5%, or \$1.3 million
- Utility costs are up 5.4%, or \$636,906
- Tuition Assistance Program costs are up 182%, or \$622,323



General Fund Revenue Through 3rd Qtr. (Sep – May)

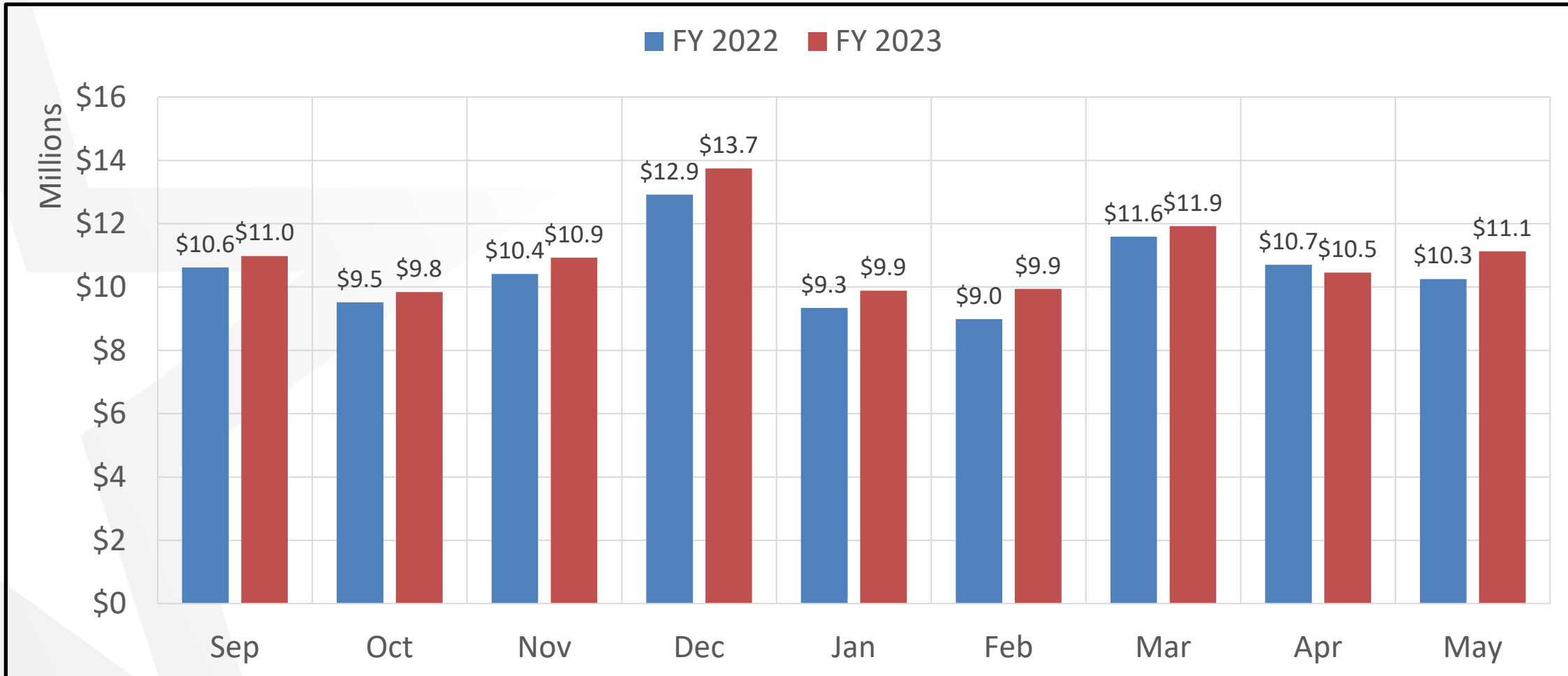
Revenue (Category)	FY 2023 Budget	FY 2023 Actuals (As of May)	FY 2023 % Collected	FY 2022 Actuals (As of May)	FY 2022 % Collected of Total Actual
Property Taxes.....	\$251,280,449	\$244,669,002	97.4%	\$232,745,981	97.9%
Sales Taxes.....	112,783,370	101,117,708	89.7%	94,613,415	72.5%
Franchise Fees.....	56,616,885	45,561,730	80.5%	40,095,207	65.9%
Charges For Services.....	35,571,824	22,701,191	63.8%	21,161,665	69.5%
Fines And Forfeitures.....	7,097,584	6,028,929	84.9%	5,944,102	78.8%
Licenses And Permits.....	12,944,114	10,470,487	80.9%	10,395,814	75.6%
Intergovernmental	1,268,809	460,200	36.3%	722,787	52.8%
Interest.....	125,000	2,641,336	2,113.1%	280,495	33.0%
Rents And Other.....	2,277,531	8,649,033	379.8%	7,195,260	65.2%
Operating Transfers In....	33,586,123	24,200,421	72.1%	27,155,333	77.9%
Total Revenue.....	\$513,551,688	\$466,500,037	90.8%	\$440,310,059	83.2%

Property Tax Collections - % Collected

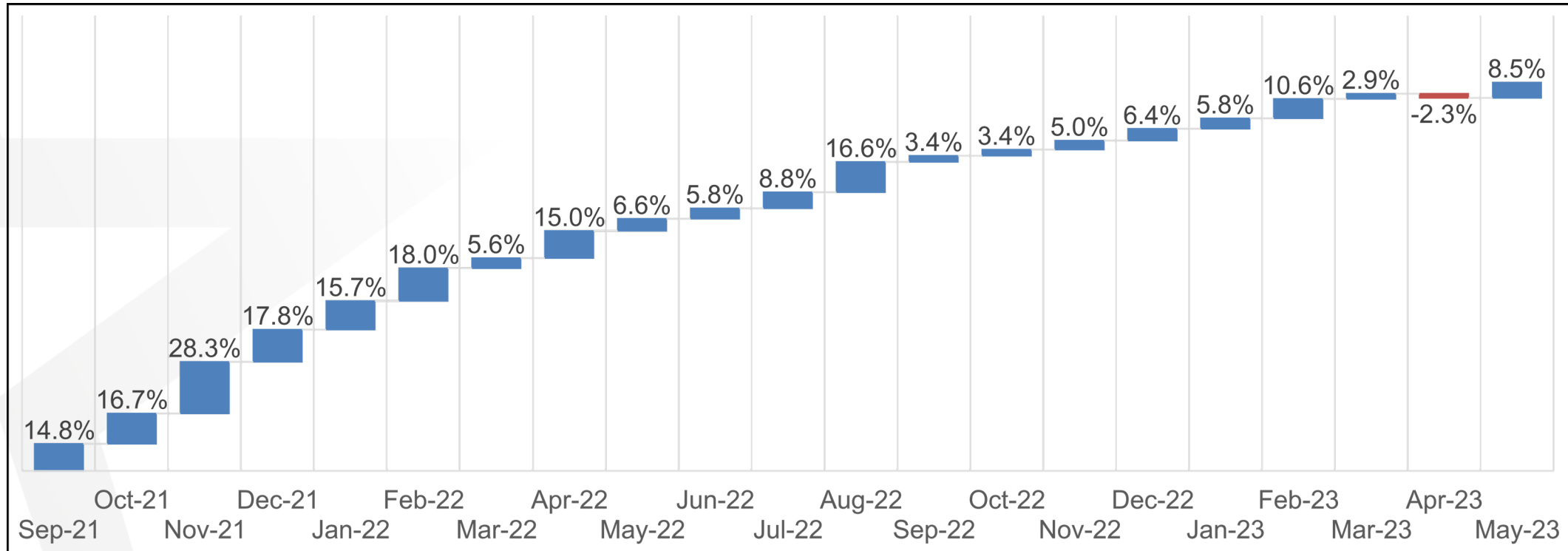


- Property Tax collections are on target with historical trend

City Sales Tax Collections



City Sales Tax Collections



City Sales Tax Collections



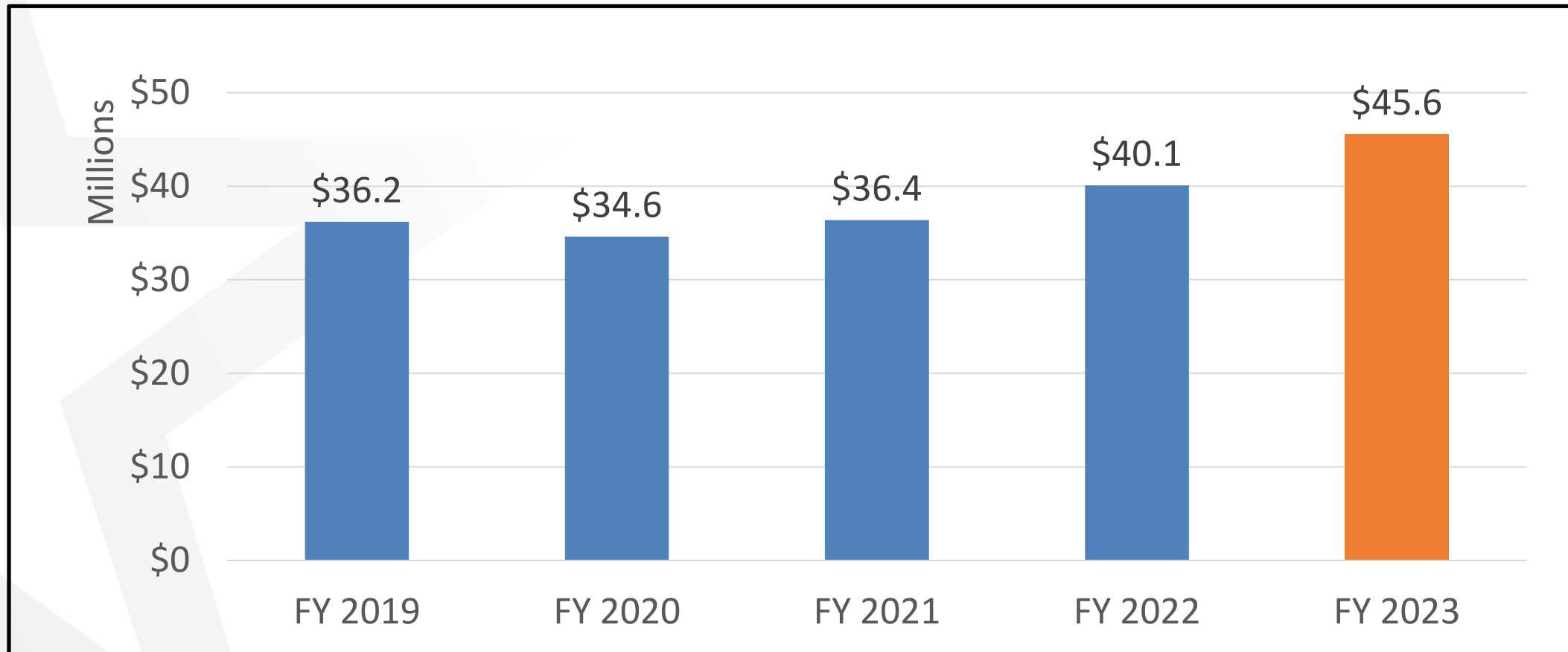
Historical Performance					
	FY 2018	FY 2019	FY 2020	FY 2021	FY 2022
Annual Total	\$89,525,918	\$93,852,294	\$97,597,554	\$111,621,362	\$126,867,380
\$ Increase	\$4,517,276	\$4,326,376	\$3,745,260	\$14,023,808	\$15,246,019
% Increase	5.3%	4.8%	4.0%	14.4%	13.7%

Current Performance FY 2023 through period ending May				
	FY 2022	FY 2023	\$ Increase	% Increase
Sep - Jan	\$94,337,599	\$98,819,377	\$4,481,778	4.8%

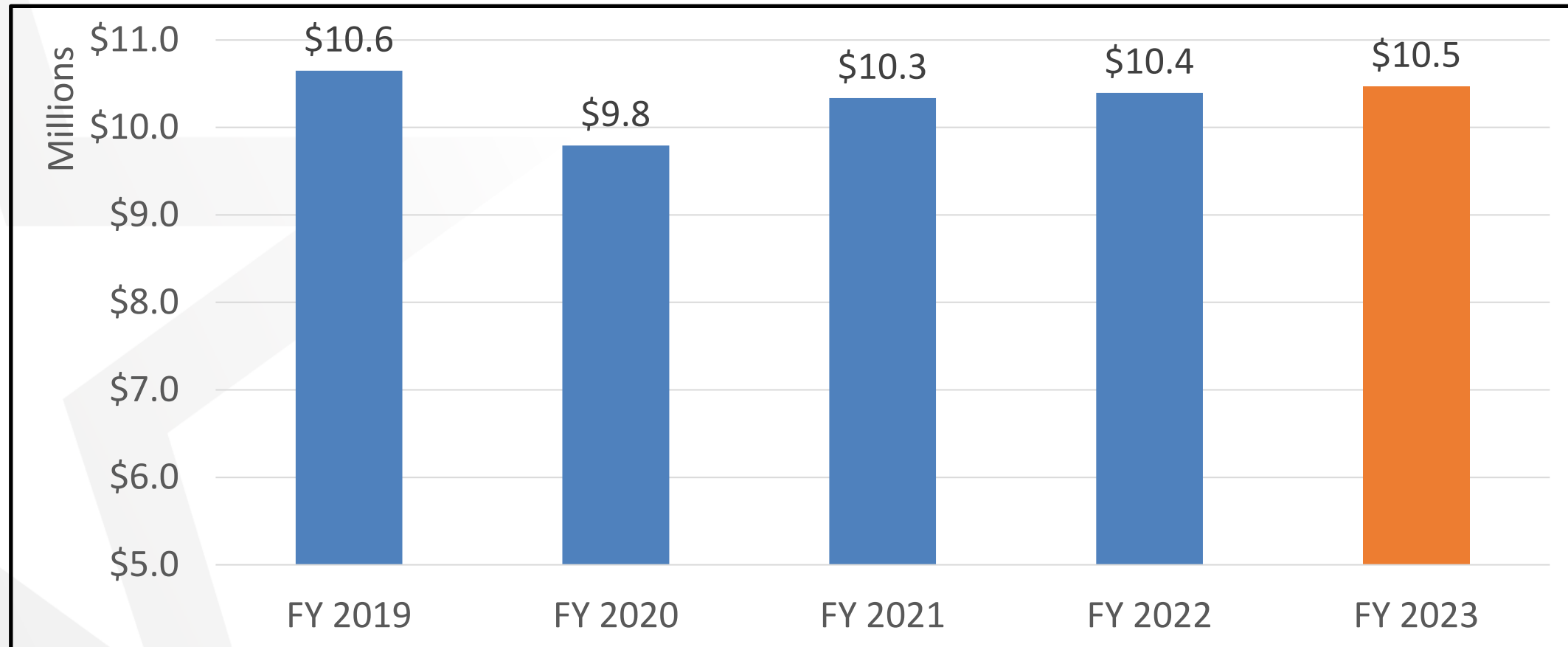
Category	Apr 2022	Apr 2023	Delta
Retail Trade	4,838,542.43	4,312,382.78	-526,159.65
Accommodation and Food Services	1,489,253.71	1,528,880.50	39,626.79
Wholesale Trade	950,409.80	851,114.39	-99,295.41
Undefined	439,843.44	770,543.32	330,699.88
Manufacturing	533,421.33	699,550.08	166,128.75
Information	490,902.20	527,832.52	36,930.32
Marketplace Providers	343,879.93	397,382.01	53,502.08
Construction	241,787.17	239,758.44	-2,028.73
Utilities	226,890.95	227,688.70	797.75
Administrative and Support and Waste Management and Remediation Services	265,975.94	210,436.74	-55,539.20
Other Services (except Public Administration)	163,555.49	188,204.16	24,648.68
Arts, Entertainment, and Recreation	121,097.05	149,478.19	28,381.14
Real Estate and Rental and Leasing	158,119.93	126,260.71	-31,859.22
Professional, Scientific, and Technical Services	118,857.81	49,519.78	-69,338.03
Management of Companies and Enterprises	293,960.20	39,705.15	-254,255.05
Health Care and Social Assistance	31,703.79	35,725.40	4,021.61
Public Administration	30,176.73	32,261.25	2,084.52
Finance and Insurance	33,287.29	25,385.49	-7,901.80
Transportation and Warehousing	16,622.21	20,230.93	3,608.72
Educational Services	7,596.49	10,688.77	3,092.28
Mining, Quarrying, and Oil and Gas Extraction	1,117.16	1,044.75	-72.41
Agriculture, Forestry, Fishing and Hunting	155.39	122.07	-33.32
Total	10,797,156.42	10,444,196.13	-352,960.29

City Sales Tax Collections April 2023

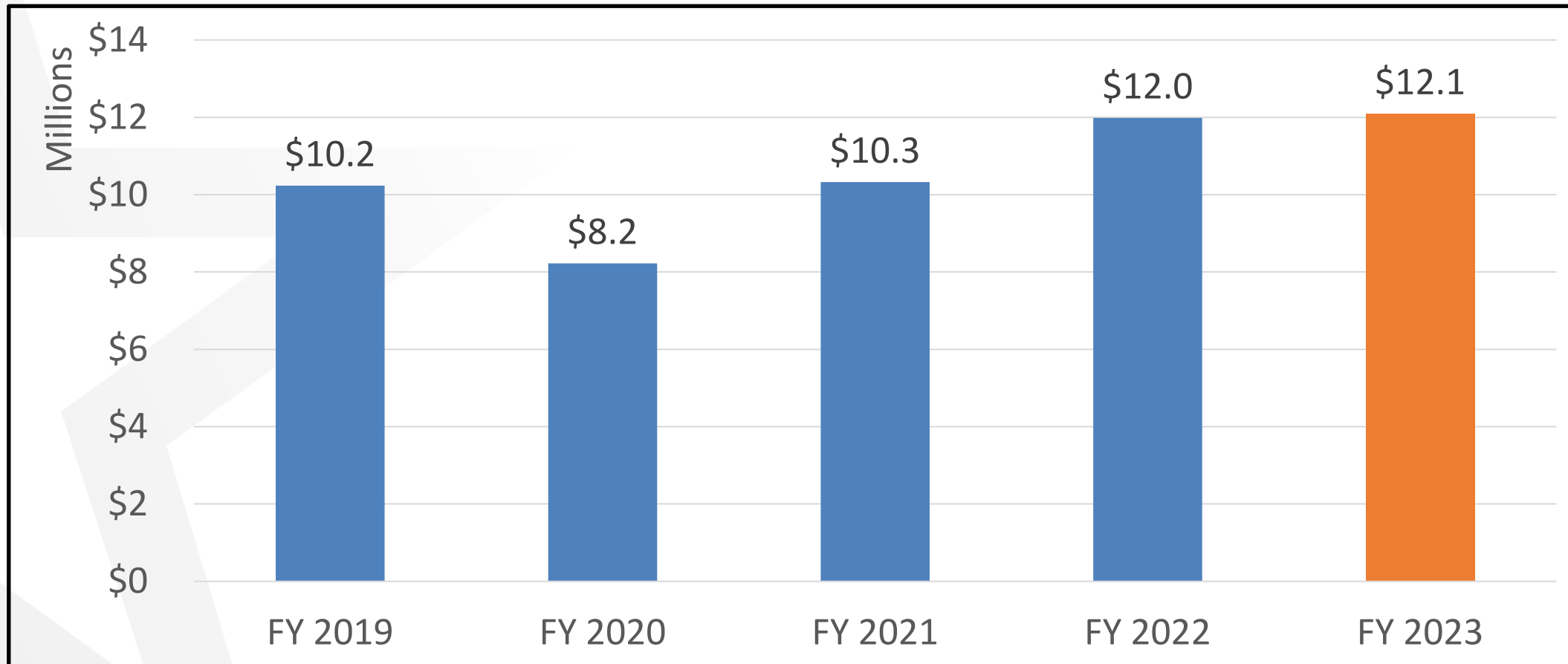
Franchise Fees Through 3rd Qtr. (Sept – May)



Licenses and Permits Through 3rd Qtr. (Sep – May)



Bridges Transfer to General Fund Through 3rd Qtr. (Sep – May)



General Fund Expenditures Through 3rd Qtr. (Strategic Goal)

Expenses (Strategic Goal)	FY 2023 Budget	FY 2023 Actuals (As of May)	FY 2023 % Expended	FY 2022 Actuals (As of May)	FY 2022 % Collected of Total Actual
Economic Development.....	\$3,201,468	\$2,402,422	75.0%	\$1,197,079	58%
Public Safety.....	305,654,254	213,013,152	69.7%	201,775,669	70%
Visual Image.....	8,362,486	5,630,224	67.3%	4,967,276	71%
Quality of Life.....	63,477,804	34,954,037	55.1%	29,336,067	63%
Communication (IT Dept).....	22,916,444	16,569,331	72.3%	13,616,345	65%
Sound Governance.....	46,951,940	49,207,637	104.8%	60,190,068	66%
Infrastructure.....	54,683,082	33,110,154	60.5%	30,246,274	58%
Healthy, Sustainable Community...	8,304,210	5,405,247	65.1%	4,972,899	74%
Total Expenditures.....	\$513,551,688	\$360,292,205	70.2%	\$346,301,677	67.4%

General Fund Expenditures Through 3rd Qtr. (Category)

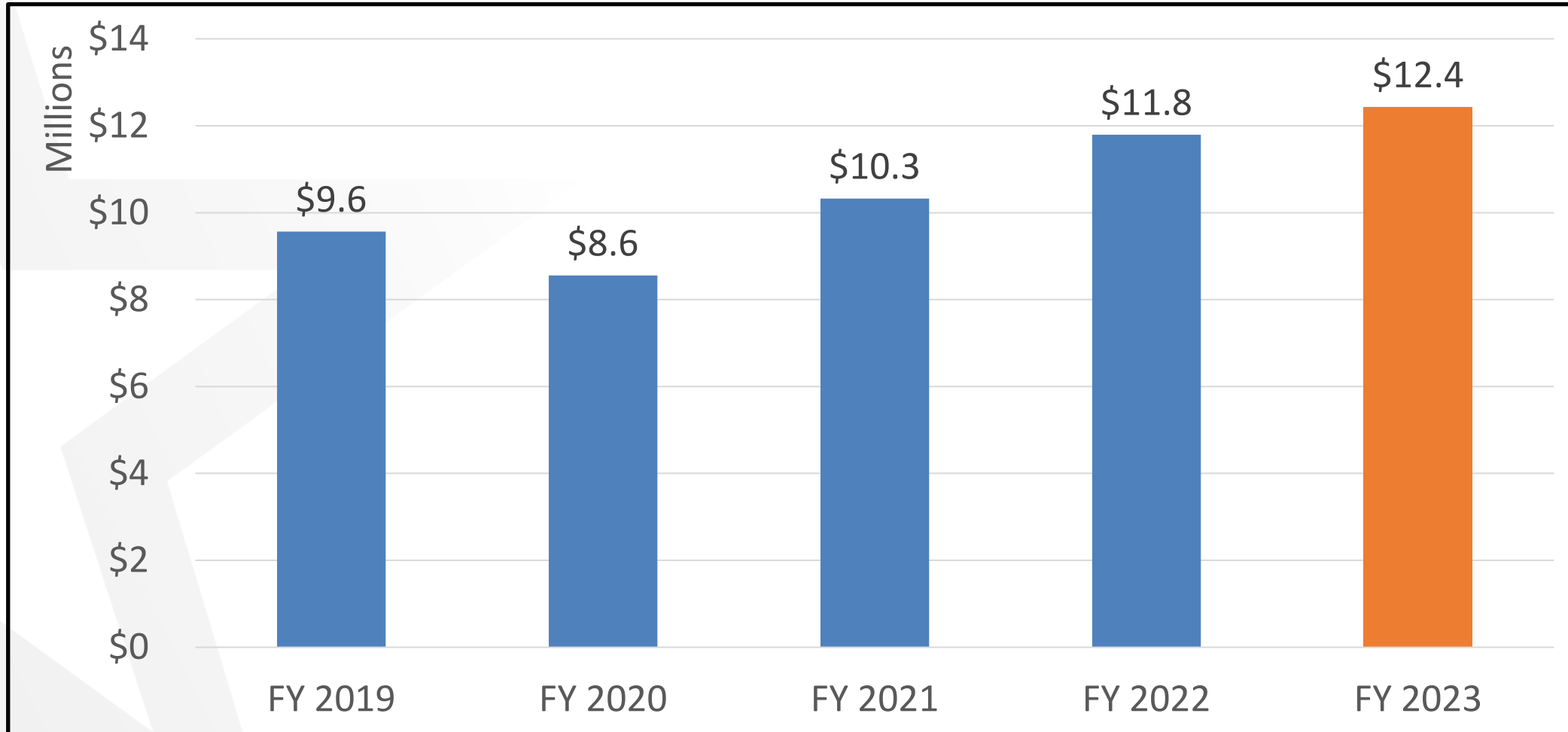
Expenses (Category)	FY 2023 Budget	FY 2023 Actuals (As of May)	FY 2023 % Expended	FY 2022 Actuals (As of May)	FY 2022 % Collected of Total Actual
Personal Services	\$373,777,936	\$266,911,868	71.4%	\$248,271,144	72.4%
Contractual Services....	48,646,248	32,877,259	67.6%	25,471,462	64.5%
Materials & Supplies....	26,726,652	16,132,384	60.4%	13,653,467	66.4%
Operating.....	30,103,597	18,407,901	61.1%	17,601,887	62.4%
Non-Operating.....	1,766,547	1,149,417	65.1%	2,171,788	88.0%
Intergovernmental.....	1,505,866	565,878	37.6%	661,847	70.1%
Transfers.....	29,436,877	23,819,564	80.9%	37,937,805	50.9%
Capital.....	1,587,965	427,934	26.9%	532,278	9.3%
Total Expenditures..	\$513,551,688	\$360,292,205	70.2%	\$346,301,677	67.3%

General Fund Expenditures

Expenses (Category)	FY 2023 Budget	FY 2023 Actuals	FY 2023 % Expended	FY 2022 Actuals	FY 2022 % Collected
SALARIES & WAGES.....	\$268,408,287	\$190,907,903	71.1%	\$177,204,320	72.2%
EMPLOYEE BENEFITS.....	105,369,649	76,003,965	72.1%	71,066,824	73.0%
CONTRACTUAL SERVICES.....	1,556,323	976,841	62.8%	779,943	56.6%
PROFESSIONAL SERVICES.....	8,827,160	6,212,980	70.4%	5,840,232	68.2%
OUTSIDE CONTRACTS.....	31,898,759	20,650,938	64.7%	14,460,235	61.7%
INTERFUND SERVICES.....	4,443,246	3,658,597	82.3%	3,123,847	70.2%
OPERATING LEASES.....	1,920,760	1,377,903	71.7%	1,267,206	76.5%
FUEL & LUBRICANTS.....	3,852,626	3,267,649	84.8%	2,936,237	67.4%
MATERIALS & SUPPLIES.....	14,067,949	8,046,863	57.2%	6,648,529	63.0%
MAINTENANCE & REPAIRS.....	7,199,471	4,269,053	59.3%	3,541,394	76.4%
MINOR EQUIPMENT & FURNITURE	1,606,606	548,819	34.2%	527,306	52.7%
COMMUNICATIONS.....	2,482,023	1,667,823	67.2%	2,254,444	92.5%
UTILITIES.....	18,300,459	12,431,950	67.9%	11,795,044	58.8%
TRAVEL.....	451,504	316,196	70.0%	125,044	63.3%
OTHER OPERATING	8,869,611	3,991,932	45.0%	3,427,355	61.9%
COMMUNITY SERVICE PROJECTS	146,750	29,214	19.9%	89,366	36.0%
OTHER NON-OPERATING	1,619,797	1,120,202	69.2%	2,082,422	93.8%
GRANT MATCH.....	1,505,866	565,878	37.6%	661,847	70.1%
OPERATING TRANSFERS OUT.....	29,436,877	23,819,564	80.9%	37,937,805	50.9%
CAPITAL EXPENDITURES.....	1,587,965	427,934	26.9%	532,278	9.3%
Total Expenditures.....	\$513,551,688	\$360,292,205	70.2%	\$346,301,677	67.3%

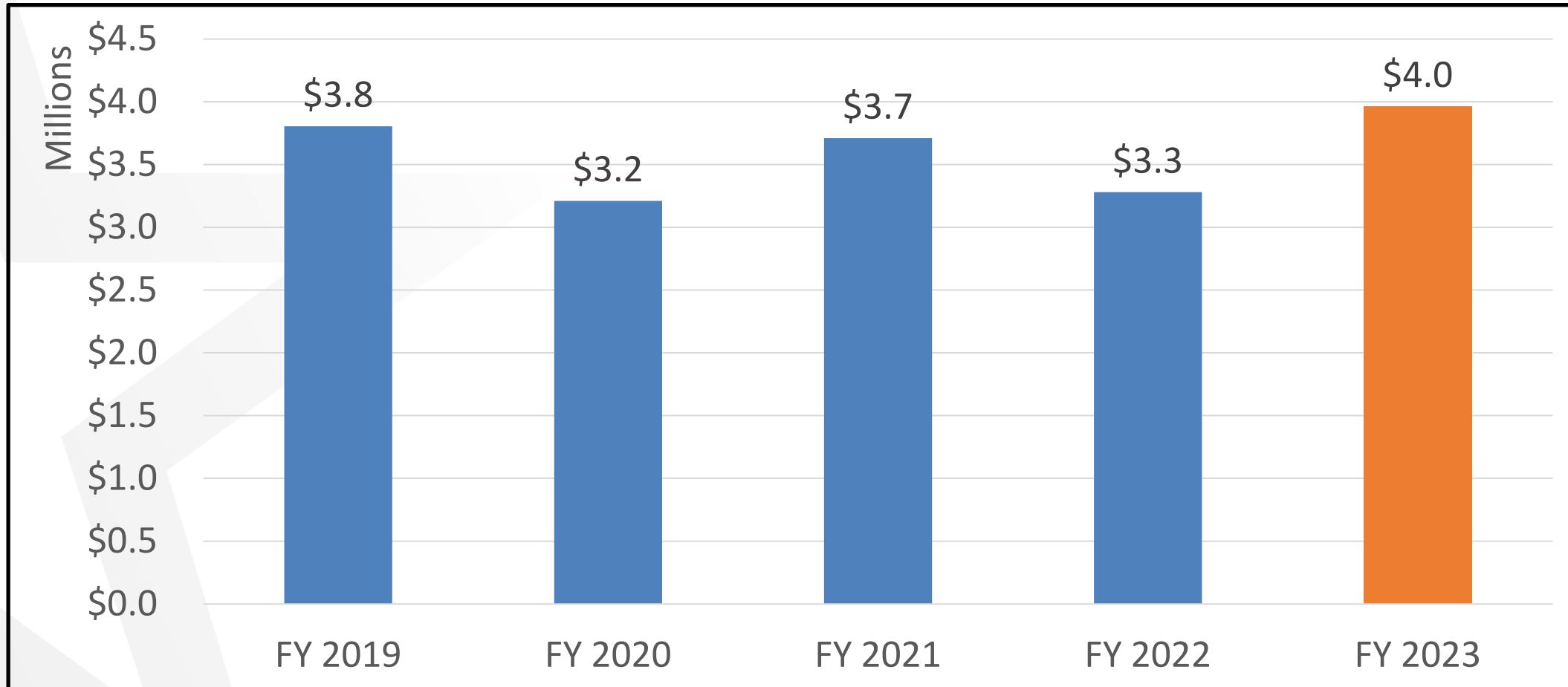
Utilities

(Sep – May)



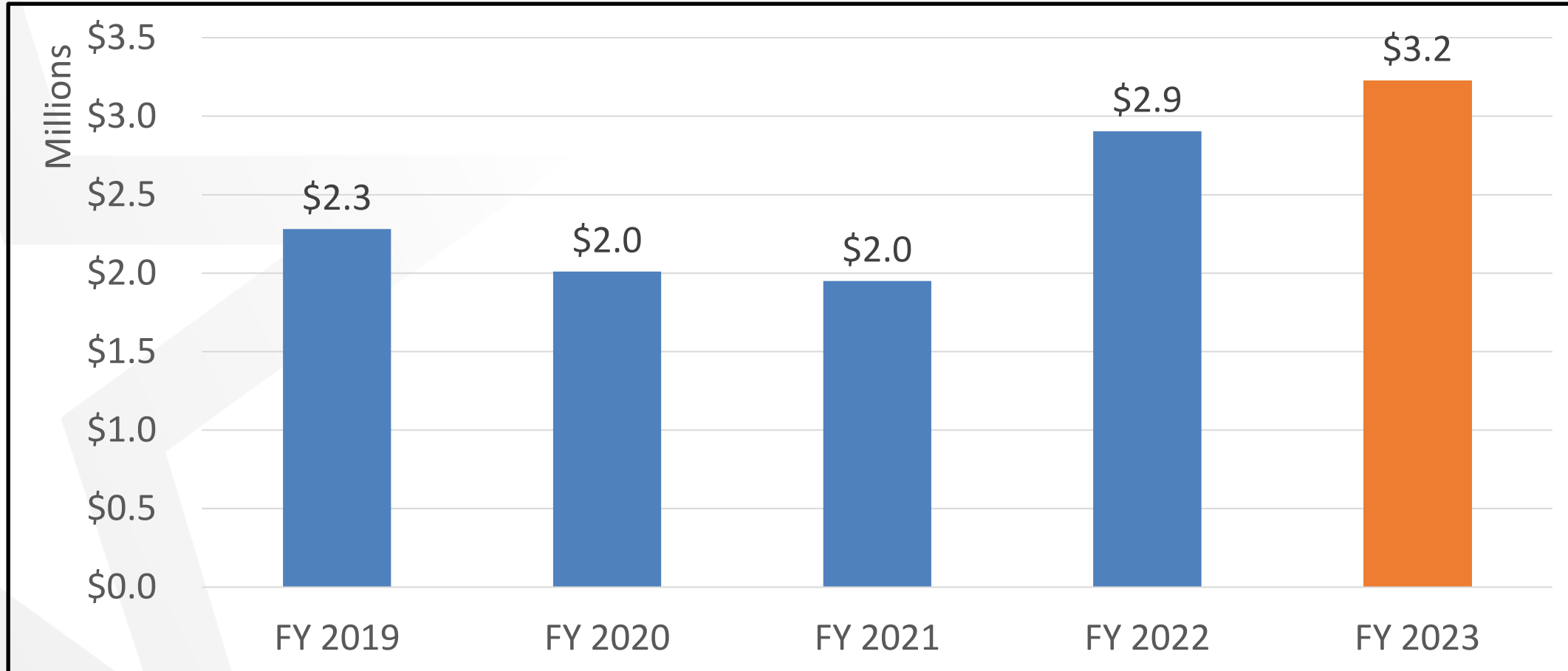
Vehicle Maintenance

(Sep – May)



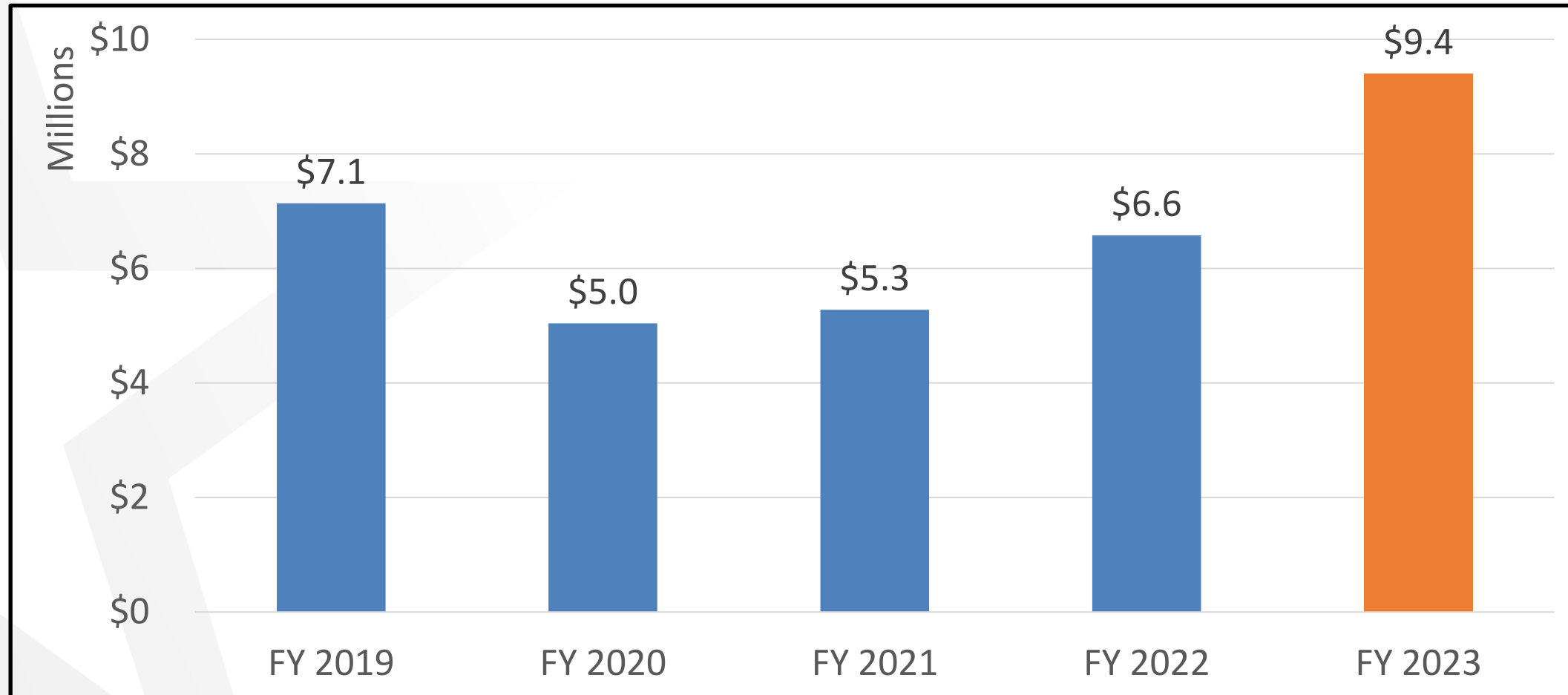
Unleaded Fuel

(Sep – May)



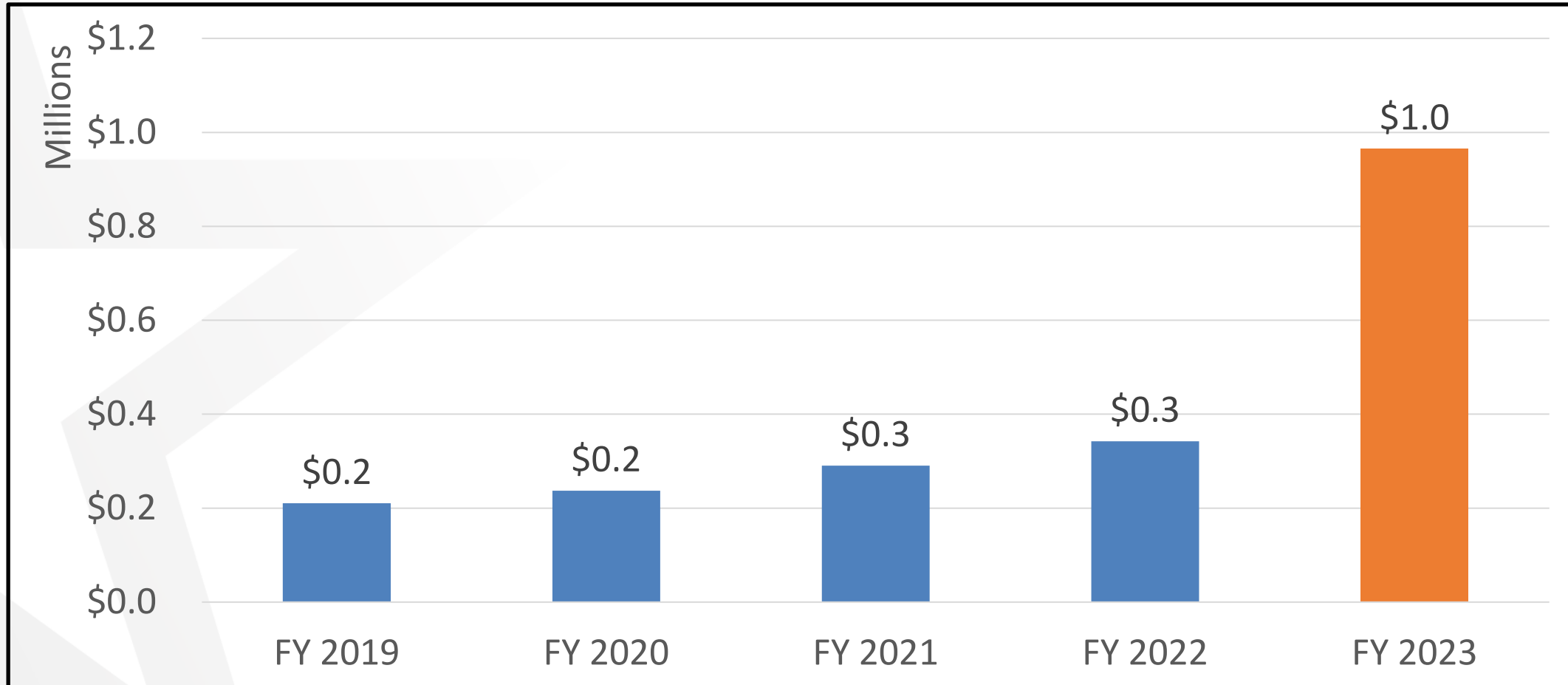
Information Technology Contracts

(Sep – May)



Tuition Assistance Program

(Sep – May)



General Fund Revenue

Revenue (Category)	FY 2023 Budget	FY 2023 Y/E Projected	FY 2024 Proposed
Property Taxes.....	\$251,280,449	\$251,280,449	\$256,303,145
Sales Taxes.....	112,783,370	135,916,776	135,235,182
Franchise Fees.....	56,616,885	65,154,148	64,058,628
Charges For Services.....	35,571,824	36,538,121	40,214,493
Fines And Forfeitures.....	7,097,584	7,628,344	7,087,584
Licenses And Permits.....	12,944,114	14,806,894	12,712,880
Intergovernmental	1,268,809	1,517,115	1,478,809
Interest.....	125,000	3,141,336	500,000
Rents And Other.....	2,277,531	3,132,670	3,350,731
Operating Transfers In.....	33,586,123	32,785,706	38,785,505
Total Revenue.....	\$513,551,688	\$551,901,560	\$559,726,957

General Fund Expenditures



Expenses (Category)	FY 2023 Budget	FY 2023 Y/E Projected	FY 2024 Proposed
Personal Services	\$373,777,936	\$366,186,545	\$406,479,130
Contractual Services.....	48,646,248	46,451,162	54,059,039
Materials & Supplies.....	26,726,652	25,038,217	30,403,208
Operating.....	30,103,597	27,900,177	30,291,503
Non-Operating.....	1,766,547	2,101,371	1,906,437
Intergovernmental.....	1,505,866	1,256,735	1,857,600
Transfers.....	29,436,877	43,760,089	33,526,100
Capital.....	1,587,965	1,583,773	1,203,938
Total Expenditures.....	\$513,551,688	\$514,278,069	\$559,726,957

*Transfer expenses include \$15 million approved by City Council for Pay for Futures

General Fund Summary



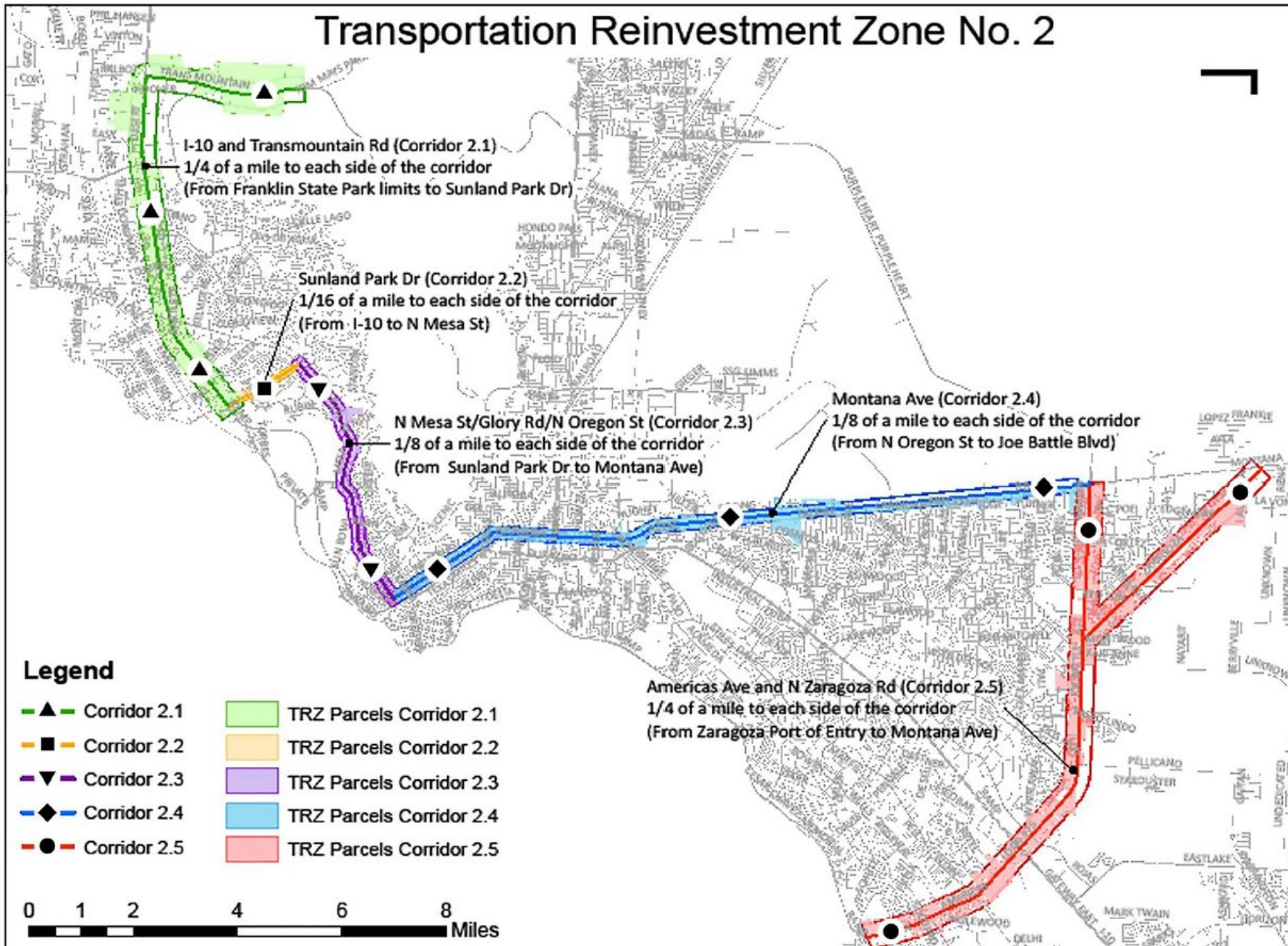
	FY 2023 Budget	FY 2023 Y/E Projections
Revenue.....	\$513,551,688	\$551,901,560
Expenses....	\$513,551,688	\$514,278,069
FY 2023 Projected Surplus.....		\$37,623,491

*Y/E projected expenses include \$15 million approved by City Council for Pay for Futures

Recommendation

- Utilize current year surplus, combined with a portion of the unassigned reserves, to pay off the entire remaining debt for Transportation Reinvestment Zone #2 (TRZ 2)
- This action will result in:
 - Ability to dissolve TRZ 2 (current debt maturity of Aug. 1, 2050)
 - Provide \$7.8+ million annually, beginning in FY 2024, for the General Fund
 - \$20.6 million savings in future interest costs on current loans

Transportation Reinvestment Zone No. 2



Three projects funded by TRZ 2:

- I-10/Loop 375 Americas Interchange
- FM 659 Zaragoza Direct Connectors
- I-10 Widening Project (frontage roads)

Transportation Reinvestment Zone #2



	Outstanding Payout Amount
SIB loan 1 (Americas)	\$9,337,556.17
SIB loan 2/3 (Zaragoza & I-10 Widening)	\$31,622,047.24
Total Payoff Amount	\$40,959,603.41

Payout amounts exclude incremental revenue collected in the current fiscal year (restricted for TRZ 2 debt service)

Transportation Reinvestment Zone #2



	Current Maturity Date	Interest Saved w/ Early Payoff
SIB loan 1 (Americas)	Sep. 15, 2040	\$4,870,943.69
SIB loan 2 (Zaragoza)	Feb. 1, 2038	\$5,719,569.89
SIB loan (I-10 Widening)	Aug. 1, 2050	\$9,979,903.79
Total		\$20,570,417.37

Recommended Action

- Utilize current year surplus, combined with a portion of the unassigned reserves, to pay off the entire remaining principal for Transportation Reinvestment Zone #2
- Approve
 - Transferring \$37,623,491 (current year surplus) to the Camino Real Regional Mobility Authority (CRRMA) to be used towards paying off the entire remaining principal for Transportation Reinvestment Zone #2 (TRZ 2)
 - Using up to \$3,500,000 from the Unassigned Reserves to transfer to the Camino Real Regional Mobility Authority (CRRMA) to be used towards paying off the entire remaining principal for Transportation Reinvestment Zone #2 (TRZ 2)

General Fund Reserves

	FY 2022	Estimated FY 2023
Restricted	22,099,714	23,811,991
Unassigned	50,780,166	50,014,610
Committed		
Operating & Debt Stabilization	50,186,630	52,736,299
Pension Stabilization	22,190,294	22,190,294
Pay For Futures		15,000,000
Total General Fund Balance	\$148,256,804	\$163,753,194

Certified Values

No-New-Revenue Tax Rate

And

Voter-Approval Rate



Net Taxable Values



FY 2023 Certified Values \$43,906,678,023

FY 2024 OMB Projected Certified Values \$47,860,000,000

FY 2024 Certified Values \$47,554,601,089

Budget Office 99.4% accurate on estimated values

FY 2024 Property Tax Rates



Proposed Rate **\$0.818806**

No-New Revenue Rate \$0.818806

Voter-Approval Rate \$0.838390

Voter-Approval Rate
With Unused Increment \$0.847805



FY 2024 Proposed Budget



FY 2023 – 2024 Budget Approach

May 23, 2023 - City Council Direction to further ease the burden on the taxpayers, while still maintaining a high level of all City services

Minimizing the Impact of Inflation and Economic Pressures on Our Community

Impacts



Recommended Actions

- Property Valuations
- Housing Costs
- Utility bills
- Inflation impacts (fuel, groceries, etc)

- Achieved **No-New-Revenue tax rate**
- Sales tax growth
- Current year savings
- No debt issuance next year
- Maintains investment in public safety, streets, and workforce

Budget Development Approach

- 1) Built on ***City Council and Community priorities*** to minimize impact to taxpayers by lowering the property tax rate, while maintaining a high-level of City services
- 2) Invests aggressively in ***public safety*** to maintain the standing as one of the nation's top safest cities by,
 - a. Increasing the number of Police Officers and Firefighters through multiple training academies
 - b. Retaining existing Police Officers and Firefighters through competitive compensation
 - c. Opening of new facilities through the voter approved 2019 public safety bond program

Budget Development Approach

- 3) Continues investment in improving ***street infrastructure*** through the voter approved Community Progress Bond
 - a. Resurfacing and reconstruction on segments of the most-traveled arterials
 - b. Annual allocation for resurfacing residential streets
 - c. Improving street connectivity
 - d. Increasing traffic safety initiatives to include new traffic signal intersections

Budget Development Approach

- 4) Continuing our commitment to providing ***exceptional recreational and cultural opportunities*** through investments in new amenities, for example:
 - a. La Nube (Children's Museum)
 - b. Mexican American Cultural Center
 - c. Penguin exhibit at the Zoo

- 5) Finally, invests in the ***retention and recruitment*** of our workforce,
 - a. By raising the entry wage from \$12.11 to \$13.11 an hour by February/March 2024
 - b. Increasing funding for the tuition assistance program
 - c. No healthcare cost increases passed on to civilian employees for the fifth year

Proposed General Fund Revenue

	FY 2022	FY 2023	FY 2024	FY 2023 Adopted Over/(Under) FY 2024 Proposed	
	Adopted	Adopted	Proposed	Variance	Percent
PROPERTY TAXES	235,929,354	251,280,449	256,303,145	5,022,696	2%
SALES TAXES	105,957,017	112,783,370	135,235,182	22,451,812	20%
FRANCHISE FEES	49,750,000	56,616,885	64,058,628	7,441,742	13%
CHARGES FOR SERVICES	28,636,083	30,250,649	34,893,318	4,642,670	15%
FINES AND FORFEITURES	5,653,301	7,097,584	7,087,584	-10,000	-0%
LICENSES AND PERMITS	12,743,122	12,944,114	12,712,880	-231,234	-2%
INTERGOVERNMENTAL REVENUES	1,168,809	1,268,809	1,478,809	210,000	17%
INTEREST	125,000	125,000	500,000	375,000	300%
RENTS AND OTHER	2,236,970	2,277,531	3,350,731	1,073,200	47%
OTHER SOURCES (USES)	5,336,175	5,321,175	5,321,175	0	0%
OPERATING TRANSFERS IN	28,695,033	32,785,706	38,785,505	5,999,799	18%
TOTAL REVENUES	476,230,863	512,751,272	559,726,956	46,975,685	9%

- Property taxes – assumes 9% increase in taxable values and reduction of 4.4 cents to the O&M rate
- Sales taxes – assumes 20% increase from the adopted budget. Current year is up 4.3% through first eight months
- Franchise fees - to align with EPWater and El Paso Electric actuals reflects an increase of 13%
- Charges for Services and Fines and Forfeitures – align with actuals
- Licenses and Permits – reduction due to decline in residential permits
- Operating transfers in – Includes the PF3 use of fund balance of \$5M and the modification of TIRZ10A

General Fund Summary by Vision Block



BUDGET BY VISION BLOCK		FY 2023 Adopted	FY 2024 Preliminary	Variance
VIBRANT REGIONAL ECONOMY	GOAL 1: ECONOMIC DEVELOPMENT	3,201,468	3,219,430	17,962
	GOAL 3: VISUAL IMAGE	8,362,486	8,945,379	582,893
	VISION BLOCK TOTAL	11,563,954	12,164,810	600,855
SAFE AND BEAUTIFUL NEIGHBORHOODS	GOAL 2: PUBLIC SAFETY	305,654,254	328,612,750	22,958,496
	GOAL 7: INFRASTRUCTURE	54,683,081	63,379,091	8,696,010
	GOAL 8: COMMUNITY HEALTH	8,304,210	9,711,118	1,406,908
	VISION BLOCK TOTAL	368,641,546	401,702,960	33,061,414
ERCEO	GOAL 4: QUALITY OF LIFE	63,477,805	70,447,536	6,969,731
	VISION BLOCK TOTAL	63,477,805	70,447,536	6,969,731
HIGH PERFORMING GOVERNMENT	GOAL 5: COMMUNICATIONS	22,916,444	24,676,524	1,760,079
	GOAL 6: SOUND GOVERNANCE	46,151,523	50,735,128	4,583,605
	VISION BLOCK TOTAL	69,067,967	75,411,652	6,343,684
TOAL GENERAL FUND		512,751,272	559,726,957	46,975,685

FY 2023/24 Source of Funds



BUDGET BY GOAL	GF	NGF						ALL FUNDS
	GENERAL FUND	CDBG	DEBT SERVICE	CAPITAL PROJECTS	SPECIAL REVENUE	ENTERPRISE	INTERNAL SERVICE	
GOAL1: ECONOMIC DEVELOPMENT	3,219,430	-	-	4,250,000	43,162,802	96,572,293	-	147,204,525
GOAL 2: PUBLIC SAFETY	328,612,750	-	-	7,000,000	25,644,759	-	-	361,257,509
GOAL 3: VISUAL IMAGE	8,945,379	-	-	-	1,144,183	-	-	10,089,562
GOAL 4: QUALITY OF LIFE	70,447,536	-	-	1,300,000	6,638,976	-	-	78,386,512
GOAL 5: COMMUNICATIONS	24,676,524	-	-	-	-	-	-	24,676,524
GOAL 6: SOUND GOVERNANCE	50,735,128	50,638	122,084,150	102,662	27,065,254	2,614,462	75,312,591	277,964,887
GOAL 7: INFRASTRUCTURE	63,379,091	-	-	3,750,000	12,073,090	111,027,161	17,426,212	207,655,555
GOAL 8: COMMUNITY HEALTH	9,711,118	13,097,357	-	-	34,340,766	139,195,711	-	196,344,953
TOTAL CITY	\$ 559,726,957	\$ 13,147,995	\$ 122,084,150	\$ 16,402,662	\$ 150,069,830	\$ 349,409,627	\$ 92,738,804	\$ 1,303,580,025

FY 2024 Recommendations



FY 2024 Recommendations

- Proposed No-New-Revenue Tax Rate, a reduction of 4.3 cents – adjust property tax revenue based on certified property values
- Revising revenue estimates for sales tax and franchise fees based on additional payments recently received
- Utilizing additional revenue to address compensation increases, vehicle replacement for public safety and Streets and Maintenance Dept.

FY 2024 General Fund Budget



FY 2024 Proposed Budget	\$559,726,957
Net Decrease Based on Revised Property Valuations	(\$590,950)
Adjustment to Sales Tax/Mixed Beverage & Franchise Fees	\$5,177,499
Dissolve TRZ2	\$7,856,473
FY 2024 Revised Budget	\$572,169,979

FY 2024 Revenue Adjustments

	FY 2023 ADOPTED	FY 2023 PROJECTED	FY 2024 PROPOSED	FY 2024 REVISED	ADJUSTMENT
PROPERTY TAX (due to certified values)	250,880,449	251,280,449	256,303,145	255,712,195	(590,950)
PROPERTY TAX (dissolve TRZ2)	0	0	0	7,856,473	7,856,473
SALES TAX	112,783,370	135,904,121	135,235,182	137,439,885	2,204,704
EL PASO WATER	21,245,700	21,902,286	22,563,071	23,902,286	1,339,215
EL PASO ELECTRIC	19,246,789	21,375,380	20,741,800	22,375,380	1,633,580
TOTAL	\$404,156,308	\$430,462,237	\$434,843,198	\$447,286,220	\$ 12,443,022

FY 2024 Proposed General Fund Adjustments

	FY 2023 Budget	FY 2024 Proposed	FY 2024 Revised	Adjustments
Facilities	\$1.0 million	\$1.5 million	\$6.0 million	\$4.5 million
Public Safety Capital	\$7.0 million	\$7.0 million	\$9.0 million	\$2.0 million
Citywide Vehicles	\$1.0 million	\$1.5 million	\$2.0 million	\$0.5 million
Streets Dept. Heavy Equipment		\$0	\$2.2 million	\$2.2 million
Compensation Increases (eff. Sep)		\$8.4 million	\$11.0 million	\$2.6 million
Climate & Sustainability Office		\$0.1 million	\$0.4 million	\$0.3 million
Municipal ID (placeholder)		\$0	\$0.2 million	\$0.2 million
Internal Audit (cyber audits)		\$0.1 million	\$0.2 million	\$0.1 million
Total	\$9.0 million	\$18.6 million	\$31.0 million	\$12.4 million

FY 2024 Council Budget Requests



FY 2024 Council Budget Requests



District	Request	Response	Estimated Cost
District 2	Funding to fully staff the Police Department Crisis Intervention Team on a 24/7 schedule.	Provided CIT presentation to City Council on July 11, 2023.	24/7 Coverage \$4,277,960 , Graveyard shift \$2,040,516
District 2	Funding to create an annual City of El Paso Juneteenth event.	Department will utilize existing resources.*	\$ 15,000.00
District 2	Funding to expand library book mobile and expand programming of the book mobile to include frequent neighborhood park visits.	We are currently reviewing the areas where the book mobile will be a service to the community. Right now we have a weekly route, we will incorporate a second route; as previously done.*	\$ 7,000.00
District 2	Funding to implement master plan for the current police headquarters.	Can be a catalyst site in the Comprehensive Plan. Master plans generally run \$250K.*	\$ 250,000.00
District 2	Funding request to fully repair and update Nations Tobin Pool.	Requires a complete rehabilitation.	\$10.4M (excludes inflation adjustment to construction start date)
District 2	Funding request to fully repair and update Grandview Pool.	Requires a complete rehabilitation.	\$10.4M (excludes inflation adjustment to construction start date)
District 2	Funding to create a dog park in the Memorial Park area.	As per the Memorial Park Master Plan implementation phase, the anticipated cost of a dog park along Grant Ave is a minimum \$750K.	\$ 750,000.00
District 2	Funding to install permanent restrooms at Newman Park.	Department is gathering information from other agencies on their policies over restrooms in parks. Newman park does not have a slab or screening like others that are funded for permanent portable restrooms.	\$ 16,000.00
District 3	Additional street light funding; increase from FY 2023 (\$150,000)	This is for petition lighting. Current requests do not support the requested increase. Keep funding at \$100K.	\$ 150,000.00
District 3	Additional NTMP funding, increase from FY 2023 (\$250,000)	This is for speed cushion installations. Current requests do not support the requested increase. Keep funding at \$350K.	\$ 250,000.00
District 3	Stiles Park, 7340 Stiles Dr Solar Lighting for park (Around the handball court)	Requires planning, design, and coordination with CID. Cost estimate is based on solar lighting, given there is no design.	\$ 60,000.00
District 3	Stiles Park, 7340 Stiles Dr Sidewalk with ADA accessibility (P&Rec or SaM?)	Requires planning, design, and coordination with CID. Cost estimates could significantly change based upon requirements of the owner of the canal, should they request that canal is lined. Estimate will vary dependent on design requirements.	TBD



FY 2024 Council Budget Requests



District	Request	Response	Estimated Cost
District 3	Public Artwork, Flores de Desierto Airway & Edgemere Additional maintenance and prevention to repair and protect artpiece from futher damaged by drivers (Would the funding be "Other", Maintenance.)	The artist is working on assessing damage and finalizing a quote for repair of electrical components and repair of the structure. To protect the piece, MCAD has consulted with CID and will be working with Streets to review the installation of signage and taller barriers on the southside.	Artpiece \$96,408; Signage and Barriers TBD
District 3	o Xray machine o Additional kennel spaces o Additional funds for spay/neuter, vaccination, microchip events or offerings (Funding for events to support vaccination and surgery low cost, and additional funds to assist with adoption rate successes.)	Xray: \$80-100K (hardware, equipment, PPE, training, licenses, electrical, retrofit, etc.) Kennel space: Price to construct 10 kennels (50sqft) is about \$350,000 based on current pricing of \$650.00-700.00 per square foot Adoption Rate success: additional Adoption Van (\$300-400K vehicle, equipment and Animal Care Attendant) Microchip events: \$440K 4 staff and 2 vehicles Spay/Neuter: \$1M will S/N 2,800 to 4,000 (depending on weight and sex) pets through utilizing EPVMA clinics. We continue to recruit and offer competitive salaries for Veterinarians	\$2,170,000 - \$2,290,000
District 3	Funding for CDBG adult program monthly events (Currently the program runs with very little operational dollars to assist with programming. Request to add funding for summer activities)	Already funded through Parks and Recreation.*	
District 3	Vista Del Valle Park 1300 Hawkins Blvd For QoL FY24: Creation of Dog park (Preparation for 2024 QOL bond)	Requires planning, design, and coordination with CID. Cost based upon Memorial Park Master Plan.	\$ 750,000.00
District 3	Eastwood (Album) Park 3110 Parkwood St For QoL FY 24: o Creation of splash park o Add amenities to dog park to put it on par with other City dog parks o Upgrade heavily used walking trail around park (Preparation for 2024 QOL bond)	Requires planning, design, and coordination with CID. Cost unknown at this time.	TBD



FY 2024 Council Budget Requests



District	Request	Response	Estimated Cost
District 3	Prepare for outreach for climate study and office (There was a supplemental request for this new office/Department/Division and would like to see some of the funds allocated to support the work we must do for climate recommendations and actions. If we can fund a third of the request then I believe that would accomplish the intended purpose and commitment with the community progress bond)	These funds are necessary to fulfill the commitment made to voters following the approval of Proposition C in November 2022.	\$300,000
District 3	Public coordination via staff (I am having a hard time keeping up with the hours long conversations a week and frequent visits to persons with disabilities who remain concerned with accessibility awarness and transportation issues. I believe we need to have additional staff dedicated to ADA requests and listening to their concerns and addressing them. It is a constant demand of calls and time spent. There is clearly an opprotunity for improvement in the City's response. If there is one to 4 staff members for this effort citywide, It would move the needle with Accessibility efforts.)	These funds are necessary to appropriately create policy and process to adhere to both Title VI and ADA regulation.	\$ 160,000.00
District 4	District 4 City Representative Joe Molinar is requesting to have the 5100 block of Roger Maris Drive resurfaced (from Fort Worth to Sean Haggerty).	Include in future Resurfacing Projects	\$ 85,000.00
District 4	District 4 City Representative Joe Molinar is requesting to have the 5200 to 5400 blocks of Roger Maris Drive resurfaced.	Include in future Resurfacing Projects	\$325,000.00
District 4	District 4 City Representative Joe Molinar requests the resurfacing of the entire length of Stan Roberts Senior Avenue, from Martin Luther King, Jr. to U.S. 54.	This a TXDOT Right of way.	N/A
District 4	District 4 City Representative Joe Molinar requests the resurfacing of the 6000 block of Sinclair Street.	Include in future Resurfacing Projects	\$38,582.50



FY 2024 Council Budget Requests



District	Request	Response	Estimated Cost
District 4	District 4 City Representative Joe Molinar requests the resurfacing of 10100 to the 10300 blocks of Pheasant Road.	Include in future Resurfacing Projects	\$145,000.00
District 4	District 4 City Representative Joe Molinar requests the resurfacing of the 10000 to the 10300 blocks of Bon Aire.	Include in future Resurfacing Projects	\$338,750.00
District 4	District 4 City Representative Joe Molinar requests the sidewalk completion at 4500 and 4501 Aries Drive, El Paso, TX 79924, (north and south side sidewalks).	Will prioritize and assess as per budget appropriation	\$8,250.00
District 4	District 4 City Representative Joe Molinar requests the sidewalk completion at 4500 and 4501 Hellas Drive, El Paso, TX 79924, (north and south side sidewalks).	Will prioritize and assess as per budget appropriation	\$8,250.00
District 4	District 4 City Representative Joe Molinar requests the sidewalk completion at 4500 and 4501 Rhea Lane, El Paso, TX 79924, (north and south side sidewalks).	Will prioritize and assess as per budget appropriation	\$12,400.00
District 4	District 4 City Representative Joe Molinar requests the sidewalk completion at 4500 and 4501 Capricorn Drive, El Paso, TX 79924, (north and south side sidewalks).	Will prioritize and assess as per budget appropriation	\$8,250.00
District 4	District 4 City Representative Joe Molinar requests the construction of both interior and exterior pickle ball courts at the Cohen Entertainment District.	Courts only \$2.4M, bringing in infrastructure with lighting and restrooms \$6M for 8 outcourts. Indoor 4 full sized courts would be \$5.2M.	\$2,400,000 (exterior) \$6,000,000 (interior)
District 4	District 4 City Representative Joe Molinar requests a Farmers Market to be marketed, established and continued on a regular basis at the Cohen Entertainment District.	MCAD is working to establish an Art and Farmers Market in the Northeast. We've been awarded a \$99,000- 2 year- USDA grant to assist with marketing and promotion of the new site. The grant will also support a Food Education Co-op that aims to increase the availability of fresh produce vendors at the new location. Grant funding ends Aug 2025.*	\$ 99,000.00
District 4	District 4 City Representative Joe Molinar requests the installation of playground equipment and a walking trail at North Skies Park located in the Mesquite Hills subdivision.	Currently, a new playground with a rockwall enclosure is being installed at North Skies park. The project is funded by the Neighborhood Improvements Program. There is an existing walking path along the perimeter of the park.*	N/A



FY 2024 Council Budget Requests



District	Request	Response	Estimated Cost
District 4	District 4 City Representative Joe Molinar requests the resurfacing of Devon Avenue between Alcan Street and McCombs Street.	Include in future Resurfacing Projects	\$ 144,390.00
District 4	District 4 City Representative Joe Molinar requests the resurfacing of the 5600 to 5700 blocks of Calgary Avenue.	Include in future Resurfacing Projects	\$ 155,932.50
District 4	District 4 City Representative Joe Molinar requests the installation of angled parking along the west curb of Officer Andrew Barcena Drive at Chuck Heinrich Memorial Park. Angled parking will help alleviate parking issues and complaints from residents at or near the park. This increased parking especially occurs during weekends and special events.	Staff evaluated the roadway section of Officer Andrew Barcena Drive and it is a 40-foot-wide street. Angle parking will take up 20 feet of curb side space, and on the other side the parallel parking will take up 8 feet space. It will leave only 12 feet wide travel space for the two-way traffic. Therefore, the angle parking is not feasible on Officer Andrew Barcena Drive.	N/A
District 4	District 4 City Representative Joe Molinar requests the resurfacing of the 5100 to 5700 blocks of Fairbanks Drive.	Include in future Resurfacing Projects	\$ 1,260,000.00
District 4	District 4 City Representative Joe Molinar requests the resurfacing of the 10000 to 10400 blocks of Railroad Drive.	Included in CID Railroad street improvements project, limits stop at Shrub Oak	
District 4	District 4 City Representative Joe Molinar requests the installation of new playground equipment at Arlington Park located at 10350 Pasadena Circle, El Paso, TX 79924.	Already funded in amenity replacement program (\$1.3M)*	N/A
District 4	Requesting a Senior Center at District 4.	Cost is very high level as there are no current schematics. Price based on 12,500 square feet.	\$ 5,000,000.00
District 4	District 4 City Representative Joe Molinar requests the resurfacing of the 9400 to 9900 blocks of Kenworthy Drive.	Included in the approved current FY2023 -FY2025 Resurfacing Program*	
District 4	District 4 City Representative Joe Molinar requests the resurfacing of the 9100 to 9400 blocks of Stahala Drive.	Included in the approved current FY2023 -FY2025 Resurfacing Program*	
District 5	Representative Salcido would like to request updates and funding for Phase II of the Beast Urban Regional Park in District 5.	Cost estimate was performed at 60% design \$12.5M	\$ 5,500,000.00



FY 2024 Council Budget Requests



District	Request	Response	Estimated Cost
District 5	<p>Representative Salcido would like to request funding to execute the item mentioned below, said item passed unanimously on December 2022.</p> <p>On December 13, 2022, Representative Salcido added an item to the agenda with the following language: ITEM #26: "Direct the City Manager to work with the Metropolitan Planning Organization (MPO), Texas Department of Transportation (TXDOT), the County of El Paso and other applicable regional partners to study congestion in East El Paso to identify an appropriate study area and transportation analysis zone and develop a plan to identify strategies and potential capital projects to mitigate congestion and accommodate future growth in the East El Paso Planning area. 22-1624 District 5 Members of the City Council, Representative Isabel Salcido, (915) 212-0005"</p>	A complete study to include schematic design of proposed improvements to address congestion	\$ 1,000,000.00
District 5	Representative Salcido requests for a street light on John Hayes and Charles Foster. As a public safety concern, numerous vehicle accidents have been reported on stated intersection. Attached is the accident reports for the last 4 years.	These are non-residential streets. Illumination would require continual lighting on corridors.	TBD
District 6	Add a dog park to Marty Robbins Park	Requires planning, design, and coordination with CID. Cost based on Memorial Park Master Plan.	\$ 750,000.00
District 6	Pickleball courts at Marty Robbins Park	Stand alone pickleball courts require planning, design, and coordination with CID.	TBD
District 6	Pickleball courts at Paseos del Sol Park	There is no space to construct pickleball courts on Paseos Del Sol park. Park is fully developed.	N/A
District 6	Park benches for Marty Robbins Park	Some replacements scheduled in current fiscal year schedule.	



FY 2024 Council Budget Requests



District	Request	Response	Estimated Cost
District 6	Enhance landscape of Paseo del Sol Park	The request requires planning, design, and coordination with CID. We may need a stem wall to prevent the loosen dirt to spill; in addition existing irrigation system would need to be improved due to the request of additional plants. Price is unknown at this time.	TBD
District 6	Bathroom improvements for all city parks in District 6	Under the current approved RR Policy - Permanent restrooms (built structures or permanently funded portable RRs) are installed on parks with 12 acres or more in size. Installation of new restrooms requires planning, design and coordination with CID.	TBD
District 6	Visible security at city parks in District 6	This is being addressed by a multi prong approach. PLM has piggybacked on to a current contract with Sun Metro to have armed roving patrols at the parks that are hotspots system wide. Along with partnering with PD for added patrols when possible on this issue. Lastly, working with PD we have identified the need for several mobile cameras that will be included in the City Watch Program.	TBD
District 6	Security cameras for city parks in District 6	See answer above over partnership with PD on the City Watch Program.	TBD
District 6	Paving of Pali Dr. from Zaragoza to Diamond Head Dr.	Complete street - reconstruction, lighting, sidewalks	\$ 5,100,000.00
District 6	Enhance playground equipment at McCarthy Park located at 1170 John Phelan Dr.	Requires planning, design, and a funding source; cost unknown at this time.	TBD
District 6	Arterial lighting on Edgemere from George Dieter to Joe Battle	Included within CIP, 60% design*	N/A
District 6	Enhance playground equipment at Ranchos del Sol Park located at 1100 Ted Houghton Dr	Ranchos Del Sol Park will be improved in the near future by a project funded by the Neighborhood Improvements Project. The scope of work includes the installation of a new swing set with rockwall, the replacement of the existing safety surface, installation of 3 new trees, and the completion of the existing walking path loop.*	N/A



FY 2024 Council Budget Requests



District	Request	Response	Estimated Cost
District 6	With the intense El Paso heat, provide shade at Sun Metro bus stops.	Sun Metro annually receives \$500K in grant funds for bus stop improvements including shelter installation. We completed 109 stops last year and are in the process of prioritizing stops for this year's funding with the focus being on improving those that are non-compliant with ADA.	TBD
District 6	Bike trail on Turner Rd. from George Dieter to dead end	Requires, Design, Planning and coordination with CID	TBD
District 7	Request: Nodal Drones Purpose: Increase safety, response, and reduce manpower by providing real time visuals on emergency or similar situations.	EPPD's Small Unmanned Aerial Systems Unit (sUAS) has flown over 100 missions supporting the community and has the following capabilities: Search and Rescue, Critical Incident Response, SWAT/Tactical Situations, Accident Reconstruction, Large Scale Event Over Watch, Crime Scene Documentation/Evidence Retrieval.*	See Attached Memo
District 7	Request: Nodal Drones Purpose: Provide new ways to monitor infrastructure projects and permitting inspections on exterior high rise. Value. Reduce manpower	\$14K initially with \$2K annually for the subscription for RTK costs added annually	\$ 14,000.00
District 7	Request: Nodal Drones Purpose: Provide new ways to monitor infrastructure projects and permitting inspections on exterior high rise. Value. Reduce manpower	P&I works with contractors for proper inspections of high rise projects. Most of the inspections would not need drone assistance due to the limited development of high rises. Per code requirements, high rise structures require the owner to hire a special inspections team. If drones were acquired, would require for staff training and certification to operate a drone. Unclear if this would reduce manpower.	TBD
District 7	Request: Nodal Drones Purpose: Provide new ways to monitor infrastructure projects, property compliance and permitting inspections. Value: Reduce manpower	If drones are acquired, it will require \$ for staff training and certification to operate a drone. Unclear if this would reduce manpower.	TBD

FY 2024 Council Budget Requests



District	Request	Response	Estimated Cost
District 7	<p>Request: Nodal Drones</p> <p>Purpose: Provide new ways to monitor infrastructure projects and permitting inspections on exterior high rise.</p> <p>Value: Reduce manpower</p>	<p>Department currently has a program for maintenance and traffic monitoring, pending licensed operators.*</p>	N/A
District 7	<p>https://www.ubicquia.com/solutions/smart-city-infrastructure</p> <p>Request: Integrate Intelligent Multi-use platform Infrastructure on Streetlights - Deploying Smart City Infrastructure</p> <p>Deploying multiple smart city infrastructure devices on one pole or adding more poles is inefficient and unsightly. Instead, cities can put a multi-use platform on one streetlight to:</p> <ul style="list-style-type: none"> Reduce energy costs Ensure public spaces are well lit Expand public Wi-Fi Monitor and optimize traffic Detect unusual activity Integrate video and data with public safety departments Monitor air quality <p>https://www.smartcitiesworld.net/webinars/the-streetlight-infrastructure-the-new-face-of-public-safety</p>	<p>Requires a feasibility study, planning, design, and coordination with other City departments based on specific needs or suggested uses. Costs are unknown at this point. Departments can conduct further research if the scope is narrowed for specific or suggested uses and for key areas of the City for initial implementation.</p> <p>(Response for Parks and Recreation, Police, International Bridges and Streets and Maintenance)</p>	TBD
District 7	<p>Additional Pickle Ball Courts by repurposing recreational/sport areas and/or buildings. Explore naming opportunities and public/private partnerships.</p>	<p>Requires planning, design, and coordination with other entities. Cost unknown at this time.</p>	TBD
District 7	<p>Lighted Pedestrian Crosswalks and sign</p>	<p>Would like more specifics. Policy against illumination signs due to safety. Lighted cross walks are cost prohibitive and costly to maintain.</p>	

FY 2024 Council Budget Requests



District	Request	Response	Estimated Cost
District 8	Paving of the unpaved entirety of Chariot Way (from Mesita Drive to terminus)	Chariot Way is an unpaved right of way. It requires complete construction in order to be compliant with City Design Standards – resurfacing will not work at this location because this is basically a reconstruction project in the sense that it is presently not meeting City standards and needs to be built to meet City Code.	
District 8	Funding for an Economic Development incentive program for the retention of new physicians graduating from local medical school programs (TTUHSC, Burrell College, etc.) and/or completing their residency in El Paso	Requires review of best practices, coordination with local medical school program providers and hospitals to develop policy and budget. Successful attraction programs include: financial incentives, help connecting to the community, and assistance finding housing. They are often funded privately or through donations, and have a staff dedicated to overseeing the program.	TBD
			\$ 58,265,173.00

FY 2024 Proposed No-New-Revenue Property Tax Rate



No-New-Revenue Rate



	FY 2023 Adopted	FY 2024 Proposed	FY 2024 Revised
Operating & Maintenance	\$0.585269	\$0.607927	\$0.557785
Debt Service	\$0.277129	\$0.291867	\$0.261021
Total	\$0.862398	\$0.817341	\$0.818806

Introduction of Tax Rate Ordinance



Introduction of the Ordinance setting the tax rate at the rate of

0.818806

of one percent of the assessed value on all property, real, personal, and mixed

Proposed Rate	\$0.818806
No-New Revenue Rate	\$0.818806
Voter-Approval Rate	\$0.838390
Voter-Approval Rate With Unused Increment	\$0.847805



Mission

Deliver exceptional services to support a high quality of life and place for our community



Vision

Develop a vibrant regional economy, safe and beautiful neighborhoods and exceptional recreational, cultural and educational opportunities powered by a high performing government



Values

Integrity, Respect, Excellence, Accountability, People